

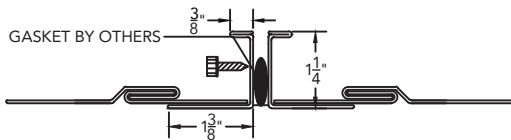


KwikFlange Connector

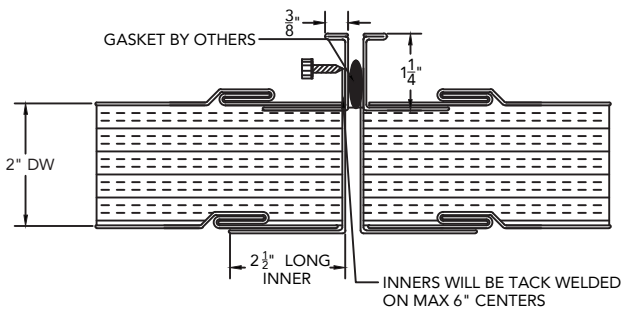
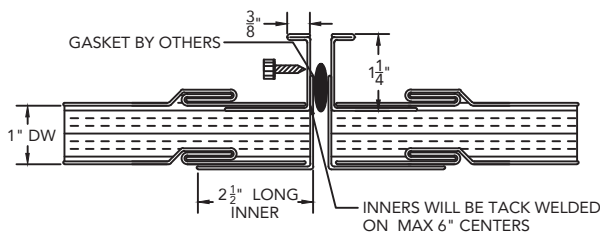
Product Code	Wall	Round and Oval (Major/Minor)	Material Type	Gauge	Tolerance	Seam	Classification
KF	SW, DW1, DW2	4"0 - 58"0	Galvanized & Galvanneal	18	+1/16"/- 1/8"	Butt Weld	T25a Connector in accordance with SMACNA, D.C.S.
		60"0 - 96"0	Galvanized & Galvanneal	16*			
		24"0 - 96"0	304 SST, 316 SST	18			
		22"0 - 96"0	Aluminum	.050 & .063			
		12"0 - 96"0	PVC Coated	18			

KWIKFLANGE LARGE PROFILE DIAMETERS 21"Ø AND LARGER

SINGLE WALL KWIKFLANGE-LARGE PROFILE

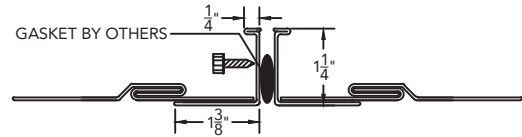


DOUBLE WALL KWIKFLANGE-LARGE PROFILE

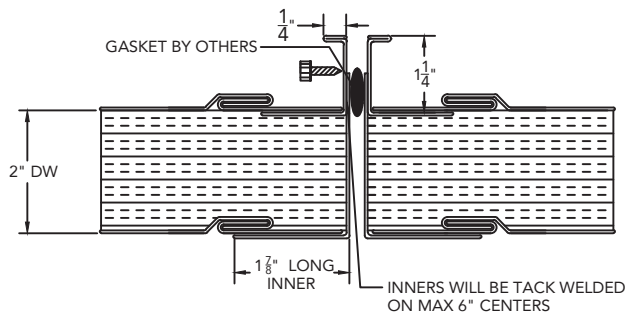
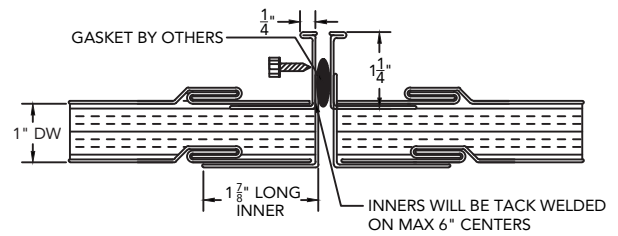


KWIKFLANGE SMALL PROFILE DIAMETERS 20"Ø AND BELOW

SINGLE WALL KWIKFLANGE-SMALL PROFILE



DOUBLE WALL KWIKFLANGE-SMALL PROFILE



* 16 GAUGE IS MAX GAUGE FOR KWIKFLANGES, HALTOM INDUSTRIES RECOMMENDS ANGLE RING CONNECTIONS ABOVE 74"Ø

